

# Connex



## Accreditations



Product guarantee



Designed & manufactured




BS EN527-2:2016

## Styles



Straight



Back-to-back

## About

Connex bench desking is based on one principle – simplicity. With its clean lines and elegant form, Connex offers a choice of classic tried and tested configurations from a single desk to hundreds of workstations in a wide variety of sizes to fit any office space. The legs can be shared between bench clusters, which not only look aesthetically pleasing, but save space and decreases costs.



Bench desk system with shared, recessed legs for runs of desks

Square steel framework with mitred frame for enhanced strength & stability

Desktops with cable access ports to feed plugs and cables through


Quick assembly modular bench desk system for high density office spaces

Cable tray and vertical risers to ensure complete cable control

### Frames



Silver  
(S)



White  
(WH)

### Wood Finishes




Beech  
(B)



Grey Oak  
(GO)



Oak  
(O)



Walnut  
(W)



White  
(WH)

Single Desks



CODE	W	D	H	RRP
<b>CO128</b>	1200	800	725	<b>£386</b>
<b>CO148</b>	1400	800	725	<b>£406</b>
<b>CO168</b>	1600	800	725	<b>£434</b>

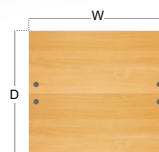


- Single straight desks 800mm deep with two cable access ports
- Rectangular steel framework in silver or white with excellent strength & stability

Back-to-Back Desks



CODE	W	D	H	RRP
<b>CO1216</b>	1200	1600	725	<b>£676</b>
<b>CO1416</b>	1400	1600	725	<b>£718</b>
<b>CO1616</b>	1600	1600	725	<b>£767</b>

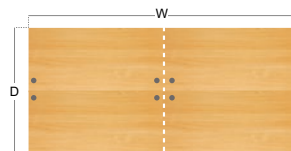


- Two straight 800mm deep desks back-to-back, both with two cable access ports
- Extended rectangular steel framework in silver or white for added strength & stability

Double Back-to-Back Desks




CODE	W	D	H	RRP
<b>CO2416</b>	2400	1600	725	<b>£1120</b>
<b>CO2816</b>	2800	1600	725	<b>£1211</b>
<b>CO3216</b>	3200	1600	725	<b>£1300</b>

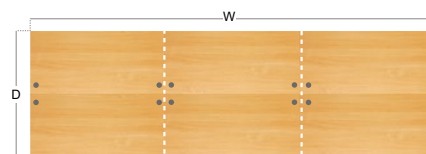


- Four straight 800mm deep desks in a double back-to-back bench desk configuration
- Legs are shared between desk clusters with a recessed centre leg support to save space and costs

Triple Back-to-Back Desks



CODE	W	D	H	RRP
<b>CO3616</b>	3600	1600	725	<b>£1606</b>
<b>CO4216</b>	4200	1600	725	<b>£1681</b>
<b>CO4816</b>	4800	1600	725	<b>£1834</b>



- Six straight 800mm deep desks in a triple back-to-back bench desk configuration
- Legs are shared between desk clusters with two recessed centre leg supports to save space and costs



Silver (S)



White (WH)



Beech (B)



Grey Oak (GO)



Oak (O)



Walnut (W)



White (WH)

Please add frame finish followed by desktop finish when ordering eg. **CO168** with Silver frame in Beech = **CO168-S-B**



Single Add-on Units



CODE	W	D	H	RRP
<b>CO128-AB</b>	1200	800	725	<b>£274</b>
<b>CO148-AB</b>	1400	800	725	<b>£296</b>
<b>CO168-AB</b>	1600	800	725	<b>£349</b>

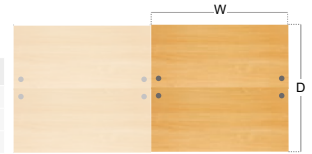


- Single desk add-on units 800mm deep, supplied with a recessed centre leg
- Recessed leg is positioned in the centre of the bench desks

Back-to-Back Add-on Units



CODE	W	D	H	RRP
<b>CO1216-AB</b>	1200	1200	725	<b>£445</b>
<b>CO1416-AB</b>	1400	1200	725	<b>£498</b>
<b>CO1616-AB</b>	1600	1200	725	<b>£537</b>



- Two straight 800mm deep add-on units back-to-back, supplied with a centre leg
- Recessed leg is positioned in the centre of the bench desks and can be extended

Start simple  
Then Connex add-on units!

Offering choice is essential when creating a space for an agile workforce, and Connex's clever design and versatile components help you to do more with less.

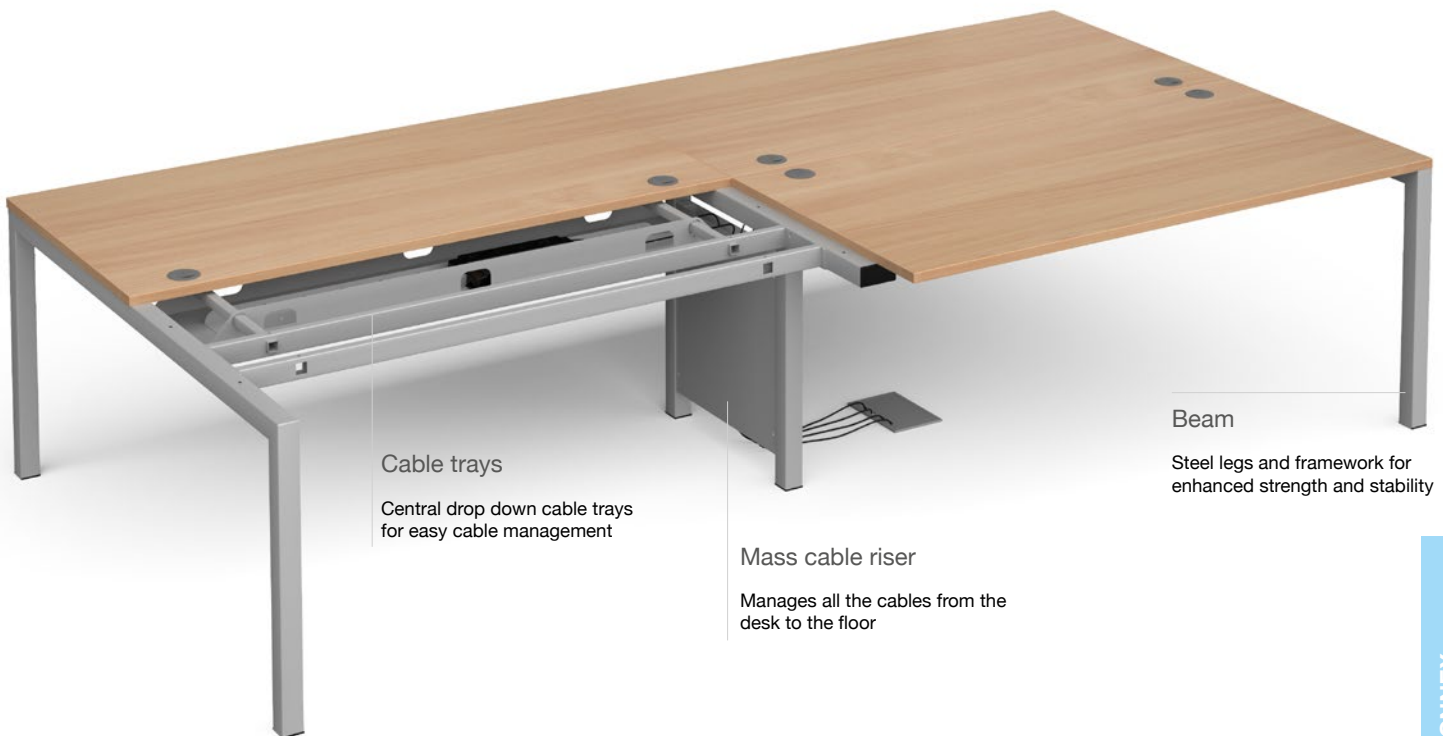
Each bench desk configuration starts with a starter unit – which can be back-to-back desks, double back-to-back desks, or triple back-to-back desks. Choose your starter unit width, depth and colour

Start & Add



Each bench desk configuration starts with a straight desk – which can be single, back-to-back desks, double back-to-back desks, or triple back-to-back desks. Choose your starting desk width, depth and colour

Then simply add your add-on units.



Cable trays

Central drop down cable trays for easy cable management

Mass cable riser

Manages all the cables from the desk to the floor


Beam

Steel legs and framework for enhanced strength and stability



Please add frame finish followed by desktop finish when ordering eg. **CO168-AB** with Silver frame in Beech = **CO168-AB-S-B**


Single Cable Trays



CODE	W	D	H	RRP
<b>COU12SCT</b>	1000	75	50	<b>£69</b>
<b>COU14SCT</b>	1200	75	50	<b>£79</b>
<b>COU16SCT</b>	1400	75	50	<b>£88</b>

- Cable management tray to use on single straight desks
- Positioned under the desk so cables are out of the way but easily accessible

Double Cable Trays



CODE	W	D	H	RRP
<b>COU12DCT</b>	1000	300	100	<b>£109</b>
<b>COU14DCT</b>	1200	300	100	<b>£118</b>
<b>COU16DCT</b>	1400	300	100	<b>£133</b>

- Shared cable tray which sits central to two back-to-back desks
- Cables can run between two trays for effective cable management

Vertical Cable Riser



CODE	W	D	H	RRP
<b>COUEDCR</b>	450	50	700	<b>£155</b>

- Fits between recessed centre leg supports to allow cables to rise from the floor
- Front panel can be removed quickly and easily to gain access to wires



Silver (S)



White (WH)

Please add metal finish when ordering eg. **COU16SCT** in Silver = **COU16SCT-S**



# CONNEX

SIMPLY CONNEX ADD-ON UNITS



*“Recessed legs for runs of desks”*